BRUSSELS EXPO

HEALTH & SAFETY REGULATIONS

The present regulations apply to all BRUSSELS EXPO members of staff as well as all and any other persons present at the site, whether on a permanent or temporary basis, such as Event Organisers, exhibitors, prime contractors (subcontractors), contractors and visitors.

It is everybody's duty to show due discipline and to assume responsibility at their own level to put in place all measures necessary to prevent accidents, both in their own interest and that of those around them. It is also imperative that everybody makes sure that the members of staff in their charge are duly provided with the information and relevant instructions to perform their job safely and securely. Any deliberate breaches of the rules and regulations shall be considered as breaches of BRUSSELS EXPO's general terms and conditions.

In case of a difference between this English version of this document and the original French version, the French version is applicable.

2013 version

Table of contents

1. STATUTORY PROVISIONS 5
2. HEALTH & SAFETY 7
2.1 GENERAL CONSIDERATIONS 7
2.2 "WORKING WITH third parties": 8
2.3 Health & safety of workers 10
2.4 EXPEDIENTS 10
2.5 WORK EQUIPMENT and work INSTALLATION safety 10
2.6 COMPRESSED AIR 11
2.7 HYDRAULIC SYSTEMS 11
2.8 Stand fittings and furnishings & GENERAL FITTING-OUT 11
2.9 SUSPENSIONS and MOUNTINGS 12
2.10 GALLERIES 13
2.11 Floor loads 13
2.12 ON-site Motorised vehicle traffic 14
2.13 Lost and found 14
2.14 locking and unlocking of gates, access points AND PASSAGEWAYS 14
2.15 Work at height 14
3. ENVIRONMENT 15
3.1 IONISING RADIATION 15
3.2 LASERS 15
3.3 NOISE 15
3.4 HARMFUL FUMES 16
3.5 WASTE 16
4. ELECTRICITY 17
4.1 INTRODUCTION 17
4.2 GENERAL PROVISIONS 18
4.3 EXHIBITOR's DISTRIBUTION BOARD 18
4.4 choice of ELECTRICAL CABLES 20
4.5 ELECTRICAL APPLIANCES 21
4.6 MISCELLANEOUS PROVISIONS 24
5. GAS AND WATER 26
5.1 GENERAL PROVISIONS 26
5.2 NATURAL GAS 26
5. 3. USING GAS CYLINDERS 27
5. 4. USING WATER 30
6. FIRE 31
GENERAL CONSIDERATIONS 31
6.1 UNOBSTRUCTED USE OF Fire-fighting equipment 32
6.2 EXTINGUISHERS 33
6.3 EXITS/EMERGENCY EXITS 33
6.4 stand ENTRANCES and EXITS 34

6.5 general regulations relating to the CONSTRUCTION and the FITTING-OUT OF STANDS 34
6.6 TEMPORARY STRUCTURES INSIDE THE buildings 37
6.7 TEMPORARY STRUCTURES OUTSIDE THE buildings 37
6.8 WASTE and packaging 38
6.9 Products on exhibit 38
6.10 VEHICLES and VESSELS powered by petrol or diesel engines 38
6.11 SMOKING BAN 39
6.12 INFLATABLE OBJECTS 39
6.13 FIRE PERMIT 40
6.14 CANDLES 40
6.15 KITCHENS 40
6.16 VENTS 41
6.17 HOUSEHOLD HEATING APPLIANCES 42
6.18 INDUSTRIAL BURNERS 44
6.19 OXYACeTYLeNe torchES 44
6.20 PROJECTION OF FILMS- FITTING OUT OF HALLS/GALLERIES - MEETINGS and CONCERTS 45
6.21 TENTS 46
6.22 EVENING DANCES 47
6.23 GO-KARTING/MOTOCROSS - CAR RACING 47
6.24 Protection against fire surveillance 47
7. USEFUL ADDRESSES AND TELEPHONE NUMBERS 48
8. ANNEXES 49
ANNEXE I: COMPARATIVE TABLE OF FIRE CLASSES 49
ANNEXE II: SITE MAP 50
ANNEXE III: Fire permit application 51
NOTIFY 51
ANNEXE IV: SPECIMEN OF MSDS FACT SHEET 53
AnnexE V: COMMERCIAL AND INDUSTRIAL CONNECTIONS ELECTRICITY 54

INTRODUCTION - PURPOSE

The purpose of the present Health & Safety regulations is to focus attention on health & safety, quality and the environment, on the basis of applicable legal requirements.

Over and above the measures required by law or by the local authorities that apply to the events and exhibitions held on its premises, **BRUSSELS EXPO** is within its rights to issue specific instructions.

Pursuant to the Act dated 4 August 1996, **BRUSSELS EXPO** has designated a Health & Safety Officer. The Organising Committees, the exhibitors and any other persons directly involved in the event, the construction and dismantling operations for the event must be made to occur under the supervision of their own Health & Safety officers. To this end, they are required to work closely with BRUSSELS EXPO's Health & Safety Officer. Instructions issued by BRUSSELS EXPO supervisory staff, security guards and BRUSSELS EXPO's Health & Safety Officer must be complied with at all times.

BRUSSELS EXPO reserves the right to have due compliance with these regulations inspected by the Local Fire Service, a SECT[1], or by its own technical departments. At all times, the inspectorate of the Ministry of Labour is entitled to step in and enforce due observance of its instructions at the site.

In case of non-observance of these regulations, **BRUSSELS EXPO** reserves the right to put in place the measures it deems necessary if it is felt these violations constitute a danger to third parties or to the existing infrastructure.

[1] SECT: Below, we shall be using the acronym SECT to designate all independent inspections held on BRUSSELS EXPO premises within the context of any given fair. SECT stands for "Service Externe pour les contrôles techniques" *(External Service for Technical Inspections*) (stability and suspensions), previously known as "Organismes de Contrôle agréé" *(Recognised Inspection Bodies)* (commissioning of electrical installations) or any other inspections, such as those relating to fire safety ...

Such measures may include (including but not limited to): refusing access, refusing or cutting gas, electrical power, compressed air or water supplies and the (provisional or final) closing down of the stand.

1. STATUTORY PROVISIONS

The provisions laid down in the legislative texts specified below apply or may apply.

1. EUROPEAN REGULATIONS:

European Directives apply as soon as they are **implemented into Belgian law** (RD).

2. NATIONAL OR FEDERAL REGULATIONS

such as:

- RGPT (*General Rules and Regulations for the Protection of Labour*)
- the Act dated 4 August 1996 on the welfare of workers in the performance of their work duties).
- Welfare at Work CODEX
- RGIE *(General Regulations for Electrical Installations)*
- NBN standards
- …

3. REGIONAL DECREES:

such as:

- VLAREM (Flemish Environmental Safety Regulations)
- The instructions issued by the I.B.G.E. (Brussels Environmental Management Institute)
- …

4. PROVINCIAL DECREES:

such as:

- Disaster contingency plans
- …

5. LOCAL COUNCIL REGULATIONS:

such as:

- local Police Regulations
- local fire service instructions
- …

2. HEALTH & SAFETY

2.1 GENERAL CONSIDERATIONS

- Acting in compliance with the instructions given, to be issued respectively by the authorities in the interest of health & safety, all parties concerned (the event organisers, exhibitors, subcontractors, visitors, …) and irrespective of the event being staged, are required to comply with the instructions, provisions and directions issued or to be issued by **BRUSSELS EXPO** in the interest of health & safety.
- When stand construction or stand clearance operations are made to occur, the prime contractors on the site are required to provide and use personal protection equipment (PPE).

- At a minimum, BRUSSELS EXPO insists on the use of PPEs when any of the activities specified below are being performed:

Applies to		
Everybody at the stand	Safety shoes	
When handling heavy or sharp objects	Work gloves	
Work at height *suspensions, lighting, glazing,…*		
• Everybody at the stand	Helmet or safety cap	
• Staff working at height	Safety goggles	
• Staff working on raised platforms or scaffolding	Fall arrest safety harnesses	

- The above list is non-exhaustive and specifies the minimum requirements held out by BRUSSELS EXPO. After a risk analysis has been conducted, the prime contractor may be forced to put in place additional measures.

- Each person at the site is to duly observe the applicable regulation (RGPT = General Rules and Regulations for the Protection of Labour, Welfare at Work Act).

2.2 "WORKING WITH THIRD PARTIES":

Activities involving third parties are governed by the Welfare of Workers Act. In addition, these activities are also governed by a specific regulation for the prime contractors.

For information purposes, depending on the nature of the activities at the BRUSSELS EXPO site, BRUSSELS EXPO stresses that:

- the exhibitor is to be considered as an employer at his stand. This is governed by 'employer/employee', 'company/subcontractor', 'working with third parties' legislation.

- although it may differ from applicable regulations of other countries, Belgian legislation shall apply in all cases, regardless of the nationality of the companies involved in events held on our premises, or that of their employees.

- the Labour Inspectorate (which comes under the Federal Public Service of Labour and Employment) holds the same powers of authority as the judicial police.

- General features:

  The Act dated 4 August 1996 (Welfare of Workers in the performance of their work duties) addresses the matter of working with third parties.
  This not only covers subcontractors who are employers themselves, but also extends to subcontractors with a self-employed status.

  The Welfare at Work Act on the one hand regulates the exchange of information, the collaboration and the coordination between the various parties concerned and on the other hand establishes a system under which the employer/prime contractor who is ordering the works to be performed by outside companies may enforce the effective application of relevant regulations by prime contractors.

- The duties of the employer of the establishment (prime contractor) hosting workers from outside companies

  The employer of the establishment (= prime contractor) where workers from outside companies (= subcontractors) shall be performing activities is under obligation:

  - to provide the employers of said workers with all necessary information, to be passed on to their workers, relating to the risks and measures (in relation to the welfare of the workers whilst performing their work duties) that apply in his own establishment ;

  - to make sure these workers have been given the appropriate training and instructions proper to the company's activities;

  - to coordinate the activities of the outside companies and to ensure collaboration between these enterprises and his own company with a view to upholding due compliance with the measures relating to worker welfare in the workplace.

- The duties of 3th party company employers (subcontractors):

  The 3th party company employers are under obligation:

  - to provide the prime contractor/employer under whom his workers shall be performing their work duties, with all necessary information regarding the risks proper to their activities.

  - to assist in the coordination of operations and to collaborate with all relevant other parties.

- Works performed by 3th party companies (subcontractors):

  The employer of the establishment (= prime contractor) where workers from 3th party companies (= subcontractors) shall be performing activities is under obligation to relieve from their duties any companies he is aware are failing to act in compliance with applicable worker Health & Safety regulations as an employer.

2.3 HEALTH & SAFETY OF WORKERS

- During an an event (construction, dismantling, etc), measures must be taken to:
  - warn against risks;
  - assess unavoidable risks;
  - counteract risks at source.

  The workers concerned are required to wear and use the necessary personal protection equipment (PPE[2]) (safety shoes, gloves, helmets or safety caps, safety goggles, fall arrest safety harnesses, etc.) as imposed by the RGPT, and to use the necessary collective protection equipment. Collective protection measures must be made to prevail over individual protection measures.

2.4 EXPEDIENTS

- All expedients, ladders, scaffoldings etc. used must comply with the statutory requirements held out by the RGPT and the CODEX.
- BRUSSELS EXPO reserves the right to prohibit the use of defective or dubious expedients. Examples include:
  - unstable ladders or ladders in poor working order
  - platforms and scaffoldings where the validity of the inspection report has expired
  - damaged hand-held tools and machinery
  - equipment whose period inspection is no longer valid (forklift trucks, cranes, platforms,…)
  - other situations that are considered hazardous under RGPT regulations

2.5 WORK EQUIPMENT AND WORK INSTALLATION SAFETY

- Machines and installations are to comply with applicable regulations, and in no event shall be allowed to constitute a hazard to the health and safety of stand staff or visitors.

- Only duly skilled and trained workers are allowed to use and operate such machines and equipment.

- Tools and machines in use must be under supervision at all times or must be unplugged.

[2] PPE. This acronym designates all Personal Protection Equipment.

2.6 COMPRESSED AIR

- To avoid undue noise levels, the indoor use of compressors is prohibited except for the construction and dismantling of the stands (only portable compressors). Exhibitors who need compressed air during the event are to inquire with BRUSSELS EXPO (order sheet available from the "Connections" department - *connections@brussels-expo.be*).
- When compressed air is used, the hoses and fittings & mountings must be suited to the pressure levels used.
  Fixed pipes must be used wherever possible.
  Colour code for compressed air pipes: blue.

2.7 HYDRAULIC SYSTEMS

- Equipment (machines, installations) equipped with hydraulic systems must be treated with care. The necessary safety measures must be put in place to prevent the equipment on display from posing a danger to staff and members of the public alike.
- When hydraulic jack machines are put on display in raised position, due care must be taken to make sure the hydraulic safety systems are supplemented by mechanical safety systems to prevent any unexpected lowering of the jacking system

2.8 STAND FITTINGS AND FURNISHINGS & GENERAL FITTING-OUT

- The standard maximum construction height of the partitions or fixed stand construction elements stands at 250 cm.
- Derogations may be granted by the Event Organisers in agreement with **BRUSSELS EXPO** and the Health & Safety Officer**.**
- Multi-level structures are subject to health & safety and fire prevention requirements.
- The general stability of the stands involving one or several levels is to be approved by a SECT.
- These inspections shall specifically look into:
  - the stability and load-bearing capacity of the construction;
  - the safeties in place to prevent users from falling down the staircase railing (at least 2 bars per railing section);
  - the interspace between railing sections;

- adequate robustness and rigidity of the guard rails;
- the quality of the various constructions and the use of construction materials such as wood, iron, aluminium, plastics, etc.
- concordance of the stand 'as built' with the plans and/or the design calculations must be checked during construction
- entrance and exit capacity per floor

- A specific form to apply for any such inspections (preliminary study of the project) is contained in the special permit outside of the present regulations. This document can be obtained from BRUSSELS EXPO or the Health & Safety Officer.

- A copy of the inspection report by the SECT must be provided to the Event Organisers and to BRUSSELS EXPO (or BRUSSELS EXPO's designated Health & Safety officer) before the start of the event. The original must be kept available at the stand to be consulted by the various Health & Safety services.

2.9 SUSPENSIONS AND MOUNTINGS

- All stands and decorative elements must be self-supporting without being suspended from ceilings, attached to walls or any BRUSSELS EXPO infrastructure in place.

- Exceptions to this policy can be made only at the request of the Event Organisers and in observance of the following procedure:

  - For each derogation, the Event Organisers are to send **BRUSSELS EXPO** a written application in timely fashion, specifying all relevant details that shall enable BRUSSELS EXPO to arrive at an accurate assessment of the situation in-situ.
    BRUSSELS EXPO shall not be required to justify its rejection of any requests, against which no appeal can be filed.

  - **BRUSSELS EXPO** shall designate a prime contractor who shall be responsible for all suspension works (i.e. this contractor shall provide the anchor points) as well as a SECT (inspection agency) recognised within the RGPT framework, assigned to approve plans and design calculations before construction on the one hand and to inspect the construction as such before the event opens

  - The exhibitor shall handle the suspensions from the anchor points himself or have this work performed on his behalf.

- The reports of this SECT (in 3 copies), carrying no remarks and/or finding no faults, are to be transmitted into the hands of **BRUSSELS EXPO** before the event opens.

- The requesting party must take out "Third-Party" insurance which expressly covers the risks related to these suspended elements. This policy is to specify that no recourse shall be sought against **BRUSSELS EXPO.**

- Organisers as well as exhibitors are strictly prohibited from going onto the roof or making their way into suspended ceilings. Access to these areas is strictly reserved to prime contractors acting on behalf of **BRUSSELS EXPO.** Any breaches of this rule shall be penalised.

2.10 GALLERIES

- The galleries must be calculated at a minimum to withstand the loads set out under NBN B03-103:

- The seats, footbridges, passageways and stairs:
  - 400 kg/m^2 for the galleries equipped with permanent seats
  - 500 kg/m^2 for the galleries equipped with detachable seats or without seats.

  Separate from the evenly distributed loads as specified above, the floors and stairs regardless of location shall be required to resist point loads of 200 kg over a 10 cm x 10 cm surface.
  In addition, all elements acting as guard rails must be able to withstand a concentrated horizontal strain of at least 50 kg. A horizontal guard rail element must be able to withstand a concentrated vertical load of 100 kg.

The calculation of the galleries may be performed in accordance with EC1 (Eurocode). Although it must be added that this code allows for a greater safety margin.

- General stability is to be approved by a SECT before the stand is occupied (see above as part of the present regulations).

2.11 FLOOR LOADS

- Maximum floor loads are restricted in various locations across the site. The Organising Committee must satisfy itself that applicable rules are duly observed in this respect before submitting its file to the Health & Safety Officer. Maximum load details are specified in the hall

description sheets (see website). The maximum load may be exceeded only with the written permission of BRUSSELS EXPO. If a heightened risk of maximum load exceedance exists, BRUSSELS EXPO may require supplementary guarantees.

2.12 ON-SITE MOTORISED VEHICLE TRAFFIC

- The maximum speed around the site is 30 km/h. In a number of (clearly signposted) places speed is reduced to just 20 km/h.
- Trespasses against the maximum speed policy are considered serious violations. The driver of the vehicle in question shall be escorted off the premises, have his access badge (or grounds access badge) taken away, with the driver refused further access to the BRUSSELS EXPO site.
- Only (internal and external) emergency response vehicles are permitted to exceed applicable speed limits as the only exceptions, if and when the nature of the emergency requires such haste, and requires these vehicles to use their sirens and flash lights.

2.13 LOST AND FOUND

- Items that have been lost and found can be left/recovered from the security duty station at intersection G (see site map in annexe).

2.14 LOCKING AND UNLOCKING OF GATES, ACCESS POINTS AND PASSAGEWAYS

- The locking and unlocking of the gates and doors around the site is the exclusive responsibility of BRUSSELS EXPO staff and its designated security service.
- All access points, emergency exits and passageways must be kept unobstructed at all times for emergency evacuation purposes. Passageways and corridors must be kept free from waste and stacked objects. If not, the Health & Safety Officer, BRUSSELS EXPO and its designated security service shall put in place the necessary measures to ensure safety, at the expense, risk and peril of the exhibitor or of the Organising Committee.

2.15 WORK AT HEIGHT

- All work at height (at the stands) is to be performed using the appropriate material. Please note! Ladders and stepladders are means of access. As such, it is prohibited to carry out work whilst standing on ladders or stepladders.
- Only installations involving a platform and guard rails may be used to perform work at height. Stand builders are to provide this type of equipment themselves.

- For work at height, it is compulsory to use all protection equipment such as fall arrest safety harnesses and life lines.
- Access to suspended ceilings and rooftops is prohibited unless with the prior written consent of BRUSSELS EXPO.

3. ENVIRONMENT

3.1 IONISING RADIATION

- Prior to exhibiting devices or appliances that emit ionising radiation or that have radioactive sources, organisers are first to contact **BRUSSELS EXPO** to determine beforehand (at least 3 months before the actual event), and in joint consultation with the FANC (Federal Agency for Nuclear Control) and the Fire Service, under what terms and conditions the exhibition may be staged.

3.2 LASERS

- When laser lights are used, the energy level of the light beams may not exceed 2.5 mW/m². At higher power levels, the light beams may be generated only in a completely confined space.
- Class 1 and class 2 lasers are accepted. Exhibitors are to inform the Health & Safety Officer of the type of laser used (technical fact sheet). If gas lasers are used, the type of gas is to be duly specified.
- The use of lasers that come under class 3 and above is strictly prohibited without additional safety measures and subject to the consent of BRUSSELS EXPO or its Health & Safety Officer.

3.3 NOISE

- Noise levels may not exceed 80 dB(A) during the event. During set-up and dismantling, higher noise levels are permitted if the required noise protection devices are available.
- The Event Organisers are to address any applications for the granting of a derogation to **BRUSSELS EXPO**.

3.4 HARMFUL FUMES

- If chemical products are used (such as solvents,…) as part of an event, the Event Organisers are to put in place efficacious ventilation in collaboration with BRUSSELS EXPO's technical departments so as to prevent any nuisances as much as possible.
- All use of chemical products at an event is to be notified ahead of time.
- The Event Organisers are to address any applications to **BRUSSELS EXPO**.

3.5 WASTE

- In application of local regulations, all participants are responsible for the removal of their own waste via BRUSSELS EXPO's waste collection facility. For the collection and sorting of waste, participants are to make arrangements with the cleaning company.
- Waste produced during the salon (including liquid waste as well as solid waste such as paper, cardboard, plastic or other materials, …) must be evacuated from the stands and the areas around the stand each day.
- In no event should liquid waste or other liquid products be poured into the sewer system (or the toilets).
- If participants fail to observe these rules, **BRUSSELS EXPO** shall be within its rights to order the waste to be picked up.
  To this end, the services of a service provider appointed by **BRUSSELS EXPO** shall be called upon at the expense and at the risk of the exhibitor.
- The cleaning/sorting companies designated by the Organising Committees are required to take the waste collected to the waste collection facility, where the waste is processed.
- Hazardous waste (paint, solvents, …) cannot be removed together with normal waste and must be disposed of at the purpose-provided locations (please contact the cleaning company for further details).

4. ELECTRICITY

RULES RELATING TO THE SAFETY OF ELECTRICAL EQUIPMENT
ON THE STANDS AT FAIRS AND EVENTS

A distinction is made between normal commercial connections and specific industrial connections

These regulations are applicable for all commercial type connections. For industrial type connections, specific regulations can be obtained from BRUSSELS EXPO.

Below, in annex V, the difference between commercial and industrial connections is explained.

4.1 INTRODUCTION

The present rules and regulations have been established for the following reasons:

- To provide guidelines for exhibitors and their electrical fitters
- To ensure the quality and safety of electrical equipment at the stands
- To prevent electrocution and fire risk

They are by no means intended to replace the regulatory provisions governing electrical installations.

Terminology

1. In all cases, the term **electrical cabinet** is taken to mean the permanent infrastructure in place in and around the exhibition halls, intended for the provision of electrical power, by way of cables drawn all the way to the stands by BRUSSELS EXPO.
2. **Distribution boards** on the other hand refer to the temporary “boxes” put in place by BRUSSELS EXPO or by the exhibitor at his stand.

4.2 GENERAL PROVISIONS

- Electrical installations shall be inspected by a SECT before use, in accordance with RGIE regulations *(General Regulations for Electrical Installations)* in terms of:

    1. direct contact risk (art. 30 to 40, 48 and 49)
    2. indirect contact risk (art. 68 to 95)
    3. fire risk inherent to electrical equipment (art. 104)

- The electrical installation is to be put in place in accordance with best practices (art. 5), by qualified and skilled electricians (cf. NBN EN 50110 1998).

- Connections, the placement of distribution boards and the supply of electrical power to the stands are exclusively handled by **BRUSSELS EXPO** staff or staff authorised by BRUSSELS EXPO to this end.

- **The electrical cabinets inside the exhibition halls must remain accessible at all times**. In front of each electrical cabinet, a clear space of a minimum of 1m20 (depth) must be left, free from obstacles, to allow for swift and safe intervention at all times. However, the placing of an awning, a curtain or a (double) door in front of these cabinets is permitted. Please note that the clear width (open during the day) must be greater than 10 cm on either side of the cabinet.

    Example: the cabinet measures 1m in width by 2m in height. The clear width left by the door or the awning should have a minimum size of 1m20 in width and 2m10 in height.

4.3 EXHIBITOR'S DISTRIBUTION BOARD

4.3.1 The distribution board

- The casing should preferably be made of an insulating material. If the casing is made of metal, it must be earthed by means of a PE connection (to be performed by the person fitting the distribution board).

- The distribution board must be accessible at all times and may not be located on the floor. Preferably, it should be located at a height of 1.50 m (and equipped with legs or supports).
  In no event may distribution boards be fitted inside spaces that are key-locked !

- The level of protection for the entire box must be at least IP 4X.
- Unused cable inlets to the distribution panel must be sealed.

4.3.2 The power cable and the general circuit-breaker

- The connection, handled by BRUSSELS EXPO, from the general distribution board to the stand must be made by means of a flexible cable with a minimum diameter of 5 x 6 mm², with a suitable plug.
- When a stand is first set up, an automatic type “A” differential circuit breaker with a maximum capacity of 30mA or less must be installed. This breaker must have cut-off power at least equal to the nominal power made available and come with suitable amperage.

4.3.3 Protection of electrical circuits

Each outgoing circuit (starting out from the distribution board), must be protected by thermal fuses or automatic circuit-breakers in observance of the following criteria:

A) FUSES AND CALIBRATION SOCKETS

Sections to be protected	In	Standard colour code
1,5 mm²	10 A	Orange
2,5 mm²	16 A	Grey
4 mm²	20 A	Blue
6 mm²	32 A	Brown
10 mm²	50 A	Green

B) AUTOMATIC CIRCUIT-BREAKERS

Sections to be protected	In	Standard colour code
1,5 mm²	16 A	Orange
2,5 mm²	20 A	Grey
4 mm²	25 A	Blue
6 mm²	40 A	Brown
10 mm²	63 A	Green

- Placing a unipolar safety device on the neutral lead, on a triphase neutral distributed circuit or as a general protective device in the distribution board is prohibited.
- The II circuits (F + N) must be protected on both leads, even if the second is neutral. The terms and conditions set out under Article 128 of the RGIE regulations may be applied provided this is performed in the presence of a skilled worker holding a BA4 or BA5 qualification.
- The use of unipolar breakers is permitted in the lighting circuits as long as the “In” is not greater than 16A. This switch must break the phase conductor.
- Unipolar breakers may not be used to control electrical outlets.

4.3.4 The earth bus

- The distribution board must be equipped with an earth bus to which all PE conductors for the connector cable, all outgoing leads and all possible equipotential links are connected.

4.4 CHOICE OF ELECTRICAL CABLES

- This matter is governed by art. 198, 199 and 209 of the RGIE regulations.
- The protection lead must be yellow/green (earth connection). Neither of these two colours or any combination thereof may be used for the active conductors.

- Blue is reserved for the neutral wire in circuits where there is one.
- XVB cables may be used provided they are secured into place across their entire length.
- The use of VGVB, VVB and XFVB cables is not allowed in assemblies that are not secured into place.
- Cables must be secured into place using appropriate cable clamps.
- The use of non-standard cables, such as VTLmb (side by side) for instance is prohibited.
- For connections to stands, BRUSSELS EXPO exclusively uses VTMB (HO5VV-F) or CTMB (HO7-R-NF) cables (double-insulated flexible cables with a minimum supply voltage of 500 V or similar)
- Minimum diameter required for electrical leads:
  - 1.5 mm² for lighting fixtures
  - 2.5 mm² for mains sockets
- Depending on their location, leads must be appropriately protected from any mechanical damage (for instance, cables laid on the floor must be protected by skirting boards).
- The metal casings of class 1 appliances (without double insulation) must be earthed.
- Earth and protection conductors must be an integral part of the power supply cables.

4.5 ELECTRICAL APPLIANCES

4.5.1 Mains plugs



- The use of "domino"-type connecting blocks is prohibited (multi-outlet plugs must be used).
- Plugs must comply with the NBN C61-112 standard and must be earthed and equipped with child safety protection.
- Switches and visible outlets must be equipped with mounting plates.

4.5.2 Connection of electrical cables



- The use of unprotected insulating screw joints is prohibited. Insulating screw joints may be used only in splice boxes with the exception of lighting fixtures, insofar as the insulating screw joint is completely insulated by an element provided in the lighting fixture.

- Splice and distribution boxes must be sealed (at cable inlets) using plugs or cable glands

4.5.3 Low-voltage lighting fixtures

- No combustible materials may be located within 50 cm of the beam produced by halogen spot lighting or low-voltage lighting fixtures (unless otherwise specified on the fixture).

- If spotlights on rails are used:

  - The rail may not be placed at a height of less than 2m20 from the floor
  - In the traffic/pedestrian areas, a clear height of at least 215 cm must be provided.
  - The ends of the rails must be blocked

- Very-low-voltage spot lights may not be placed on or in combustible materials.

- The use of auto-transformers (recovery transformers) as very-low-voltage power supplies is prohibited. A safety transformer must be used.

- All transformers used must comply with NBN standards or harmonised standard (NBN CN 60-742 or NBN CN 61 558).

- Transformers must be equipped with a primary and secondary safety device to protect against overload. The secondary safety is not compulsory on short-circuit resistant transformers.

- Transformers may not be mounted on support structures or used in a combustible environment (unless designed for this purpose).

4.5.4 Neon lighting (high-voltage discharge lamps)

- Transformers must comply with the NBN C 71-050 standard and/or carry the BNL label. Auto-transformers are prohibited. For convectors: NBN 61347-2-10.

- A "mortal danger" sign (triangle showing a bolt of lightning) must be affixed onto the transformer and onto the lighting unit.

- If the lighting unit is powered by a separate circuit, it must be equipped with a bipolar breaker marked "NEON".

- Lamps and transformers must be mounted on non-combustible surfaces.

- Electrodes must be covered.

- The use of metallic structures or earth conductors as leads is positively prohibited.

4.5.5 Very-low voltage lighting fixtures incorporating exposed leads

- The use of very-low-voltage fixtures incorporating live parts or exposed leads may be permitted subject to the following requirements:

    - This type of lighting may be used only in an environment where the risk of flammability is low and at a minimum height of 2.5 m above the floor;

    - All combustible materials must be kept at least 0.5 m from leads and lighting fixtures;

    - The power transformer used must be a safety transformer that complies with NBN standards or harmonised standards;

    - The transformer must be equipped with a primary and secondary safety device to protect against overload;

- The transformer's secondary voltage must be limited to 25 V and 12 V respectively for BB1 and BB2 situations (BB1 dry skin, BB2 wet skin);

- Sockets for halogen lamps incorporating bare wires must be connected by pressure screws or other equivalent connections. Sliding rail or alligator clip connections shall not be allowed (due to the risk of sparking);

- Bare wires (cables) must be designed to carry electric current. The use of cables with a fibre core is prohibited.

- The diameter of the supply leads must be such that the maximum current it conducts during normal use does not produce a dangerous rise in the temperature of the leads

4.5.6 Various electrical appliances, machines and other equipment

- With the exception of very-low-voltage appliances, the minimum degree of protection must be IP2X. Moreover, electrical equipment that is easily accessible to the public and not under the supervision of the stand officer in charge, must be provided with a protection level of at least IP4X (meaning that there is no risk of touching bare parts that are 'live' in any way). For outdoor equipment and installations, please see the next chapter!

4.5.7 Outdoor installations

- Electrical equipment located outside the building must have a minimum protective rating of IP54.

- Temporary decorative exterior lighting may be plugged into normal outlets as long as they are located out of reach of the public.

- The installation must be protected by a differential circuit breaker of max. 30mA.

4.6 MISCELLANEOUS PROVISIONS

4.6.1 Distribution boards inside the stands

- Opening or modifying distribution boards after they have been approved by the SECT is strictly prohibited.

4.6.2 Power-up

- Power-up is performed exclusive by **BRUSSELS EXPO** authorised staff.

4.6.3 Inspection visit prior to power-up

- Each stand is inspected by a SECT, designated by **BRUSSELS EXPO**. In their own interest, the stand holder, or a person appointed by the latter, is required to be present during the inspection by the SECT, for the purpose of designating all elements of the equipment and to hear in person any remarks put forward.
- If remarks are made, a note is left at the stand specifying all of the violations identified. Stand holders are under obligation to duly act upon these remarks and remedy any violations established. In concertation with **BRUSSELS EXPO**, the independent SECT subsequently conducts a second inspection at the stand to re-examine the violations established. Exhibitors are invoiced by BRUSSELS EXPO for this type of second inspection.
- Power-up is made to occur only after a blank inspection report has been filed.

4.6.4 Power-off

- Stand holders formally undertake to switch off the lights at their stand each evening and to unplug all electrical equipment. Only refrigerators, computers and other similar equipment may be left plugged in insofar as this is indispensable.

4.6.5 Quality of the power circuit

- Stand holders are to personally ensure that voltage stabilisers, no-break mechanisms or surge protectors are put in place for all applications requiring a "pure" electrical network, such as computer equipment for example. BRUSSELS EXPO cannot be held responsible for any power cuts of either the internal circuit or the public grid.

- The use of (hydrogen) power generators is prohibited.

5. GAS AND WATER

5.1 GENERAL PROVISIONS

5.1.1 Inspection

- Gas installations must be inspected by a SECT prior to commissioning. In their own interest, the stand holder, or a person appointed by the latter, is required to be present during the inspection by the SECT, for the purpose of designating all elements of the installation and to hear in person any remarks put forward.

- Provisional inspection report
  If remarks are made, a note is left at the stand specifying all of the violations identified. Stand holders are under obligation to duly act upon these remarks and remedy any violations established. In concertation with **BRUSSELS EXPO**, the independent SECT subsequently conducts a second inspection at the stand to re-examine the violations established. Exhibitors are invoiced by BRUSSELS EXPO for this type of second inspection.
  Installations that fail to comply with regulations shall be disconnected.

5.1.2 Important note

- When the exhibition hall is equipped with natural gas (which covers all exhibition halls, except for halls 2 & 10), the use of natural gas cylinders (butane, propane,…) is strictly prohibited.

5.2 NATURAL GAS

- All appliances using natural gas as a fuel and which are exhibited in working order must be connected to **BRUSSELS EXPO**'s general pipeline.

- Connection requests must be submitted to BRUSSELS EXPO's Connection Department (→ *connections@brussels-expo.be*).

- Assembly of a natural gas installation (to be put in place by the exhibitor):

- At the inlet of the installation: a main shutoff valve (BGV/AGB-approved) that is accessible at all times, followed by a T section;
- Piping made of steel or copper, or flexible metallic tubing specifically designed for the transit of gas;
- The pipes must be secured into place and be visible across their entire length;

- All pieces of gas-fuelled equipment must have a permanently accessible general cut-off valve (BGV/AGB-approved);
- Appliances must be shut off and shut-off valves (on the equipment and the meter) must be closed each evening as the exhibition closes for the day and whenever the stand is left unsupervised;
- Appliances must be set up in an open area. If this proves impractical, ventilation above and below the equipment must be provided, with a minimum opening of 150 cm^2.

Pipes	Connections
- Copper	- Crimped coupling for natural gas (with elongated flange - metal on metal); - Strong soldering (melting point > 450°)
- Steel	- Threading, sealing: acrylic fibre with pulp, Teflon. Natural fibres (hemp, etc.) are PROHIBITED. - Soldering.
- Flexible metal hose	- Coupler (sealing: see steel)
- Flexible pipes: PROHIBITED	

- Extraction of combustion fumes: see § 6.16 Vents

- Connecting the appliance (final pipe section):
  - Fixed pipes or
  - Flexible hose pipes (ARBG-approved) for gas equipment mounted on clamp straps secured onto the couplers.

  Maximum length: two metres.

  The hose's manufacturing date may not be older than 23 months.

- Natural gas appliances:

  - Must carry the CE label at all times (European Directive on gas appliances: 90/396/EEC);
  - No prototypes that fail to carry the CE label are allowed to be used at BRUSSELS EXPO.

5. 3. USING GAS CYLINDERS

The use of gas cylinders must be kept down to the strict minimum. An alternative solution should be adopted wherever possible

The term “gas cylinders” as used in this context covers all types of gas supplied in pressurised cylinders. Amongst other things, this includes (although is not limited to): compressed air, butane, propane, acetylene, nitrogen, $C0^2$,…

Given that gas cylinders, whether they are combustible or not, are liable to explode or be propelled across a considerable distance in the event of overheating or impact, **ALL** cylinders must be declared (including drinks equipment) to the secretariat, specifying the nature of the gas they contain.

The Event Organisers are to assemble all declarations on a general floor plan of the exhibition halls used for their event. This floor plan is to be handed to the Health & Safety Officer no later than on the opening day of the fair. This floor plan must be kept at the crisis centre.

All gas cylinders (both those placed indoors and outdoors) must be marked on the floor plan. This plan must be kept at the crisis centre in anticipation of an emergency evacuation. This plan is intended to provide the fire service and other emergency services with every necessary information about the risks involved.

All locations (indoors or outdoors) where a gas cylinder is in place must be clearly indicated (for example, alongside the stand number). This must be done by displaying the MSDS (*Material Safety Data Sheet*) form (a specimen of which you shall find under Annexe IV), i.e. the gas safety form.

- Also see § 6.16 Vents

5.3.1. Combustible gas cylinders (and catalyst/accelerant gas cylinders)

- **This type of cylinder may <u>not</u> be taken <u>inside a building</u> for any reason whatsoever.**
- Under certain conditions and in limited quantities, this type of cylinder may be left outdoors further to the consent of the Event Organisers, BRUSSELS EXPO and the Health & Safety Officer.
- Exhibitors must declare any cylinders brought on premises with the Event Organisers’ secretariat, clearly specifying the exact location where they are stored and the type of gas involved.
- Any cylinders or tanks containing liquid gas must be kept outside the buildings, in the enclosed areas inaccessible to the public, protected against bad weather and direct sunlight and properly ventilated

- In the enclosures situated outside the buildings, gas cylinders must be stored vertically, allowing for a 25 cm interspace between cylinders, and be secured to a stable support or to the wall, by means of brackets or chains that are easy to unlock, in order to prevent any possibility of the cylinders falling over. The adjustable knob (or key) must be fixed to the cylinder valve rod.

- The gas-fuelled device must be connected to the cylinder by fixed pipes of no more than 10 metres in length, consisting of metal fittings and with a stop valve accessible at all times close to the device. The pipes must be fixed securely and must always be visible across their entire length. These pipes must never be laid in floor ducts.

- Mechanically-reinforced flexible hoses with solid fixing brackets at either end may be used across a maximum stretch of 2 metres in length.

- Each time the exhibition closes, and whenever the stand is left unattended, the valves of the gas cylinders must be shut off.

- Also see § 6.16 Vents

5.3.2 Non-combustible gas cylinders

- Exhibitors must declare any such cylinders brought on premises with the Event Organisers' secretariat, clearly specifying the exact location where they are stored and the type of gas involved

- They may be placed inside the buildings, but exhibitors are to endeavour to store them outside of the exhibition halls as far as possible.

- The cylinders must be secured with a chain to a stable support.

- In case of fire, the cylinders must be removed from the stands immediately and taken outside the buildings.

- The crisis centre must be informed if the cylinders have not been removed from the stands.

- Only one (gas) cylinder is allowed on the stand. Spare cylinders must be stored outside the buildings.

5. 4. USING WATER

- Only the water distributed by the Compagnie Intercommunale Bruxelloise des Eaux network (IBDE) may be used.
- The water supply and water evacuation works are handled by BRUSSELS EXPO, at the expense of the exhibitor and charged at the applicable rate. Connection requests must be submitted to BRUSSELS EXPO's Connection Department (connections@brussels-expo.be)
- The water for fire hoses and fire hydrants may not be used.
- Exhibitors of installations that use water in a closed circuit (total or partial recovery of the installation's feed water by way of a pump or any other system) or installations with stagnant water **AND** likely to cause water dispersion in the shape of aerosols are to put in place thermometers to warn the public and the inspection agencies that the water being used is too cold and may pose a health risk.
- The temperature of the water used is never allowed to be higher than 20° C. The water must be replaced at least once every day or, if not, the exhibitor is to ensure it is chlorinated, starting out with 3 to 5 mg/l (ppm) free chlorine at the start of the day, by adding a hypochlorite solution. Each appliance shall be inspected three times during the course of the day. Chlorine levels should never lie under 2 mg of free chlorine per litre of water.
- Before switching on the installations at the start of the fair, the exhibitor is to ensure that all parts and components of the installation are duly disinfected.
- The use of decorative water features and fountains that are likely to cause water dispersion in the shape of aerosols is prohibited.
- The exhibitor is under obligation to check, by way of inspections at regular intervals, that the temperature of the water that sits inside each demonstration appliance/installation with a closed-circuit does not exceed 20° C, that this water is replaced on a daily basis or that the checks performed go to show that chlorine levels meet with applicable standards, i.e. at least 2 mg of free chlorine per litre of water.
- For each demonstration appliance, these data are to be recorded and kept in a journal, specifying the date and the time of the check as well as the time when the water was replaced.
- The Event Organisers are under obligation to include an ad hoc regulation as part of the general regulations. During the course of the fair and at the expense of the exhibitor, the Event Organisers are to order an inspection of the water quality to be performed by an independent laboratory which shall also make sure the log journal is correctly kept.

6. FIRE

GENERAL CONSIDERATIONS

- The aim of this overview is to provide information regarding applicable regulations in the area of the design, the construction, fitting-out and the use of stands during exhibitions and events. This overview sets out the general regulations concerning protection against fire. Additional rules of a compulsory nature may exist in some municipalities and/or regions.

- Although the provisions of the RGPT (*General Rules and Regulations for the Protection of Labour*), of the present regulations and special provisions imposed by the local fire service, subsequent to the design or specific purpose of stands or trade fairs remain in effect, their construction and interior fittings must comply with the NBN S21-203 standard on "Protection against fire in buildings - Materials' reaction to fire - High-rise buildings and medium-sized buildings".

- **BRUSSELS EXPO** is required to put in place all legally required measures concerning fire protection equipment on its premises. The Event Organisers are responsible for the due implementation of fire protection regulations before the start of the event.

- A drawing showing the location of the stands is to be submitted to the SECT for approval at least 6 weeks before the event gets underway. To facilitate understanding of this diagram, the number assigned to each stand is to be indicated on the drawing submitted for approval, and must be clearly visible on the stand itself.

  These drawings must also clearly indicate the location of:
  - the fire hydrants;
  - the portable extinguishers;
  - the fire alarms;
  - the electrical cabinets (permanently in place inside the buildings);
  - the exits and emergency exits available to the public.

  The estimated total number of visitors expected and the maximum number of persons (the total of visitors and exhibitors) that could be present at the event at any one time is also to be specified.

- Once the above drawings and plans have been approved by the SECT, 9 copies of these documents are to be sent to **BRUSSELS EXPO** management by the Organising Committee. These copies are intended to be distributed to the various **BRUSSELS EXPO** departments and services. If these plans and drawings are available in electronic format, please add the digital file(s) in complement to the paper plans.

- The electrical cabinets inside the exhibition halls are to be kept accessible at all times. Before each electrical cabinet, a clear space of a minimum of 1m20 (depth) must be left, free from obstacles, to allow for swift and safe intervention at all times. However, the placing of an awning, a curtain or a (double) door in front of these cabinets is permitted. Please note that the clear width (open during the day) must be greater than 10 cm on either side of the cabinet
  Example: the cabinet measures 1m in width by 2m in height. The clear width left by the door or the awning should have a minimum size of 1m20 in width and 2m10 in height

6.1 UNOBSTRUCTED USE OF FIRE-FIGHTING EQUIPMENT

- Participants are prohibited from fitting out their stand or from placing objects inside their stand in such a way that this could interfere with the direct use, access to or visibility of:

  - fire hydrants, connections for fire hoses, extinguishers, alarms, etc.
  - passageways, exits and emergency exits, etc.
  - alarm telephones
  - signposting of fire-fighting equipment

- Only staff authorised by BRUSSELS EXPO and the fire service are permitted to use the fire hydrants.

- Access to the hose reels
  - Given the fact that the hose reels are limited in length, it is vital that they are accessible from the corridors.
  - It is prohibited to put up stands in front of the hose reels. All and any derogations from this rule must be clearly indicated on the floor plan. It is only following joint consultation and subject to specific requirements that BRUSSELS EXPO and the SECT shall consider accepting a stand in front of a hose reel (e.g. if an unlocked door or a curtain is put in place in front of the reel). This is intended to enable the whole of the reel length to be used in an emergency. All and any derogations from this rule, awarded by BRUSSELS EXPO and the SECT must be specified in the fire safety report.
  - Frontal access to the hose reel must remain unobstructed, even if it is easy and straightforward enough to create a passage between the side wall of the exhibition hall and the rear panels of the stands.

6.2 EXTINGUISHERS

- The fire risk or the fire load of an exhibition may require supplementary extinguishers to be put in place (BENOR; one or several extinguishing units; ABC powder, CO2 or water), at the charge of the Event Organisers.

- The stands that have a floor surface area greater than 72 m^2 are required to have appropriate extinguishers in place at all times. Exhibitors can rent extinguishers through their suppliers, provided the appliances supplied have been inspected in observance of applicable legal requirements, or from the on-site shop of De Roeve (phone: +32 2 474 85 85).

- Extinguishers are to be placed or hung up in a duly visible place and must remain fully accessible at all times. Extinguishers are inspected every year.

6.3 EXITS/EMERGENCY EXITS

- All exits, emergency exits or evacuation routes are to be duly specified on the floor plans. During exhibition opening times, all doors and gates specified on the plan must be kept open, unobstructed and unlocked. They must be able to open immediately with a mere push or simple action.

- The use of flammable materials is prohibited. It is also prohibited to put up stands in front of doors/gates, emergency doors/gates or in the passageways that could be used as exits by visitors.

- Inside the buildings, the exits and emergency exits must be clearly signposted by way of efficient signboards and emergency lighting.

- Evacuation routes:

  First and foremost, at a minimum the total width in cm of evacuation routes must be equal to the maximum number of persons present (= visitors + exhibitors).
  Depending on the type and/or risks of the event, a greater total minimum width of evacuation routes may be required
  Depending on the nature and/or risk involved in the event, a greater minimum total width of the evacuation routes may be imposed, or the number of visitors may be restricted.
  These evacuation routes must be evenly distributed around the exhibition hall.
  Constrictions, or use for regular travel across the length of the passageways are prohibited.

- General regulations relating to the width of the corridors: evacuation corridors with a minimum 4-metre width are to be provided between stands leading to every side exit in each of the exhibition halls.

  In the lengthwise direction inside exhibition halls 1, 3, 4, 5, 6, 7, 11 and 12:
  the evacuation corridors are to have a combined minimum width of 8 metres and preferably are to be situated in the extended line of the entrances of said exhibition halls, with each corridor moreover having a width equal to or greater than 3 metres.

  In the lengthwise direction inside exhibition halls 2, 8, Patio, 9 and 10:
  the evacuation corridors are to have a combined minimum width of 5 metres and preferably are to be situated in the extended line of the entrances of said exhibition halls, with each corridor moreover having a width equal to or greater than 2.50 metres.

  Exceptions from the general rule are allowed only if the Event Organisers can justify their request (e.g. on the grounds of the limited number of visitors attending the fair).

- During the event as well as during set-up and dismantling operations, the facilities shall be under permanent surveillance according to precise instructions to facilitate rapid intervention by the emergency services (fire service, police, Red Cross, etc).

6.4 STAND ENTRANCES AND EXITS

- Stands often have no wall on at least one side, have limited floor space and do not include corridors. In such cases, there is no need for particular requirements regarding the signposting of exits.

- In other cases, different measures may prove necessary, such as:
  - Pictograms indicating the location of the exit(s) and emergency exit(s);
  - Installation of emergency lighting

6.5 GENERAL REGULATIONS RELATING TO THE CONSTRUCTION AND THE FITTING-OUT OF STANDS

- The materials used for the construction and general fitting of stands inside the exhibition halls may not be easily flammable or generate toxic fumes as a result of exposure to heat.

- The construction of the stands must comply with the NBN S21-203 standard, i.e.:
  - A3-grade material for the floor covers on a stable sub-floor (concrete, sand,…) ;
  - A2-grade material in other cases ;
  - A2-grade material for vertical partitions and decorative elements;
  - A1-grade material for false ceilings and awnings.
    (also see Annexe 1)

- A certificate confirming the fire resistance of these materials must be available to be presented at any time to the local fire service or the recognised bodies charged with the inspection of the on-site facilities or the Health & Safety Officer.

- All suspended fittings must be located at least 50 cm away from any source of heat such as spot lighting, lighting equipment, lit panels, equipment in operation, etc.

Fire-proof impregnation of flammable materials

- Fire-proof impregnation of materials can only be performed by companies with proven competence in this area.

- The certification is to specify the following:
  - description of the material (name, type, colour, etc.);
  - treatment date;
  - the process adopted as well as the impregnation agent;
  - the period of effectiveness of the treatment and any measures to be put in place to maintain effectiveness;
  - the company's stamp, plus the name and signature of the person who performed the fire-proofing treatment.

- Some flammable materials do not respond to treatment to improve fire resistance.
  Amongst other materials, these materials include:
  - Plastic sheets and panels;
  - Materials with plasticised surfaces;
  - Compacted or stretched synthetic substances;
  - Textiles made of 100% synthetic fibre;
  - Natural or synthetic rubber;
  - Plants;
  - Etc.

- Some materials may be treated during manufacture so as to meet the criteria for inclusion in a specific fire propagation category

- Regardless of whether a certificate has been presented, the local fire service or the SECT are within their rights to require the stand builder or the exhibitor to furnish samples for analysis. Stand builders and exhibitors are under obligation to furnish such samples.

Use of paints and similar products

- Oil-based paints, lacquers or other linings that constitute a fire hazard may be used only on A1-grade materials.

Regulations for stands staging cookery demonstrations or demonstrations involving a naked flame, or household heating appliances

- The floor covering must be made from a fire-proof material – carrying a certificate (A3 or equivalent (steel / stainless steel / glass / aluminium sheet). Underneath the naked flame fire source or cookery appliance, an inflammable sheet (A0) in glass, metal, … must be put in place with a minimum dimension of 50 cm and a width that is 10 cm larger than the opening of the fire source, the cookery appliance, …

- Built-in appliances must be fitted in such a way that the rack shelf sits at a height of at least 30 cm

- Panels behind appliances in operation and covering passage ducts must be made from a fire-proof material (Promatec or equivalent)

- Preferably, the panels are to be fitted onto metal studs. If using wood rafters, please observe a minimum 10 cm interspace from the insulated vent elements (double wall or a single wall with insulation)

At the request of BRUSSELS EXPO and the Event Organisers, AIB Vinçotte shall conduct an inspection to ensure due compliance with the above regulations.

Any breaches of the present regulations shall result in the use of the heating appliance concerned being prohibited, or the outside vents that fail to comply with applicable regulations being dismantled at the expense of the exhibitor concerned, or even the immediate payment of an invoice for the cost of redressing matters, raised on the basis of applicable rates with BRUSSELS EXPO's Connections department.

6.6 TEMPORARY STRUCTURES INSIDE THE BUILDINGS

- All structures and constructions intended for temporary use such as galleries, podiums, etc. are to be built in good quality A2-grade materials at a minimum.
  Wood floors, stairs and other elements are to be securely fixed into place one against the other.

- The clearance underneath podiums, galleries and similar structures, with the exception of evacuation routes, may neither be accessible to the public, nor contain flammable materials.

- Behind, around or underneath the galleries, in all cases an evacuation passage is to be put in place of a width in cm that is equal to the number of persons that can be expected to have to use this evacuation route.

- The galleries are to be equipped with emergency lighting and emergency signs.

No piles or anchoring systems may be driven into the walls or floors in any location whatsoever!

6.7 TEMPORARY STRUCTURES OUTSIDE THE BUILDINGS

- The construction or placement of an infrastructure or a temporary installation (such as marquees, covered passageways, publicity masts …) must be applied for in writing ahead of time with BRUSSELS EXPO (Infrastructure Department) and must be specified on the layout plan to be presented to Vinçotte for approval (fire regulations)

- It is strictly prohibited to secure or attach any such constructions to or in our infrastructure (in firewalls, bluestones, Stelcon or concrete paving stones, walls, floors, earth platforms, …), including any outdoor roads and thoroughfares, pavements, parking and flower beds whatsoever. All of these provisional installations are to be self-supporting. The general stability of any such structures is only permitted to be buttressed using concrete blocks (or any other type of counterweight).

No piles or anchoring systems may be driven into the walls or floors in any location whatsoever!

6.8 WASTE AND PACKAGING

- Waste, paper, cardboard and other flammable materials intended to be disposed of, must be evacuated from the stands and the areas around the stands on a regular basis. Crates, barrels and packaging may not be kept inside or behind the stands. Empty packaging must be disposed of immediately. The Event Organisers are to make arrangements with the cleaning company to this end.
- The Event Organisers and the exhibitors are required to use the container purpose-provided by the BRUSSELS EXPO-approved cleaning companies or the waste collector for the disposal of hazardous waste (paints, solvents, oils, …).
- If the Event Organisers fail to comply with the above regulations, **BRUSSELS EXPO** shall be entitled to order for the waste to be collected by the prime contractor designated by BRUSSELS EXPO for the storage of empty packagings, at the expense and the risk of the Event Organisers.
- Also see §3.6

6.9 PRODUCTS ON EXHIBIT

- Chemical products, explosives and other easily combustible products may neither be sold nor put on display unless with the express permission of **BRUSSELS EXPO.**

6.10 VEHICLES AND VESSELS POWERED BY PETROL OR DIESEL ENGINES

- During vehicle and vessel fairs, the fuel tanks of said vehicles and vessels may contain only a minimum of fuel (max. 5 litres).
- Barrels, drums and other fuel containers, including empty containers, may not be kept or stored at the stand. Fuel tanks must be kept locked at all times.

6.11 SMOKING BAN

- An overall smoking ban is in place inside BRUSSELS EXPO buildings, including the secretariat offices rented by the Event Organisers. In this connection, reference is made to the following statutory legislation:
  - the Royal Decree dated 15/05/1990
  - the Ministerial Order dated 09/01/1991
  - the Royal Decree dated 19/01/2005 on “the protection of workers against tobacco smoke”. This Decree has been in effect since 01/01/2006 and puts in place a smoking ban for all employers, workers and third parties (which also includes people with a self-employed status, exhibitors, customers, ...) in all workplaces. In a nutshell, anyone entering the exhibition halls is under obligation to observe the smoking ban, both during the actual fair or event as well as during set-up and dismantling operations.
- Authorised inspectors shall monitor due compliance with this statutory requirement. These inspectors are vested with the authority to impose and collect fines from anyone found to be in breach of this law.
- Anyone found to be in breach of this law and who is accosted by an inspector on the matter, shall be required to put out their cigarette immediately. Failure to comply shall see the person concerned escorted off BRUSSELS EXPO premises on the spot.
- In order to enable workers, exhibitors and visitors to smoke outdoors, BRUSSELS EXPO has put in place ash trays/cigarette bins in various strategic locations.

6.12 INFLATABLE OBJECTS

- Inflatable balloons containing **flammable or toxic gases** may neither be used, exhibited nor handed out.
- Only balloons filled with helium or air are permitted.
- Helium cylinders may be used inside the exhibition halls outside of the event’s opening hours.
- During the event, the cylinders must be stored outdoors under lock and key.

6.13 FIRE PERMIT

- The use of fire, fireworks, open flame or heat-source equipment (soldering guns, cutting torches, brazing tools; thawing devices) during set-up or dismantling operations for an event or during the actual fair shall be permitted only subject to a fire permit.

- Fire permits must be applied for IN ADVANCE from BRUSSELS EXPO's SIPP *(Internal Health & Safety Department)*.

  Please contact Mr. Peter Ghoos (+32 2 479 79 02 74, or bruexpo@vincotte.be)

See Annexe III for the form.

6.14 CANDLES

- The display or use of lit candles (open flames) on stands is permitted only with a fire permit and after the following safety precautions have been put in place ahead of time:

  - 1 x 6 kg ABC powder extinguisher kept at the stand;
  - candles must be placed on a non-flammable support;
  - no flammable materials may be kept within a 1-metre radius of candles;
  - candles must be out of reach to visitors.

6.15 KITCHENS

- If kitchen installations do not operate exclusively on electrical power – please see § 5: "GAS" ;
- deep fryers must be equipped with a cover ;
- the stand is to have a metal litter bin with a cover;
- the stand is also to have a fire blanket;
- an appropriate fire extinguisher must be kept at the stand;
- each kitchen must have its own cooker hood;
- also see § 6.16 Vents

6.16 VENTS

- Extraction: combustion fumes and exhaust gases may never evacuate within less than a metre of any combustible materials or into confined spaces. Nor are they permitted to be evacuated in the vicinity of BRUSSELS EXPO's air treatment installations. Please consult the plans available on BRUSSELS EXPO's website for exact locations.

- Number of cooking stoves, built-in ovens or open fires in operation:
  - 1 appliance in operation per 15 m² of stand surface area
  - no more than 3 appliances giving off combustible smoke and fumes connected to one and the same vent duct

- Material for exhaust and flue gas vent connections:

  - Stands underneath the left and right rooftops (exhibition hall 6):
    To the back of the walls and reaching up to 50 cm above the stand's upper limit:
    → double-walled stainless steel ducts or single-walled stainless steel ducts + insulation

  - Stands located at the centre of the hall:
    At the back of the walls and reaching up to 50 cm above the stand's upper limit:
    → double-walled stainless steel ducts or single-walled stainless steel ducts + insulation

  - Reaching higher than 50 cm above the stand's upper limit:
    → single-walled stainless steel ducts (or stainless steel hoses with a min 45° slope)

  - Building fronts, glazed window sections or rooftops:
    → double-walled ducts or single-walled ducts + insulation

  - Outdoors, single-walled stainless steel ducts or hoses, connected to a vertical gas exhaust fan, evacuating at least 60 cm above the exhaust vent outlets required for ventilation. Please do not forget to observe the regulations governing indoor electrical installations

  - Outdoor vent supports:
    Supports may not be secured into place into BRUSSELS EXPO infrastructure (walls, metal structures, …)
    → provide stable temporary fittings & mountings (jigs, …)

    No wood (or plastic) supports may be used
    → metal fittings & mountings

    If the support is placed on the rooftop,
    → first fit a fire-proof plate on the roof cover.

- Extraction of exhaust and flue gases of **natural gas appliances**:
  - Confined combustion:
    → concentric ducts behind the walls and reaching up to 50 cm above the stand's upper limit. For greater heights, a single-walled duct suffices.
  - Open combustion:
    → double-walled ducts or a single walled duct with insulation behind the walls and reaching up to 50 cm above the stand's upper limit. For greater heights, a single-walled duct suffices.

Exhibitors who have failed to order vents in sufficient numbers will be required to act to remedy the situation by paying the amounts specified on the BRUSSELS EXPO's order slips as returned, prospectively raised with a fine in the event this should be found to be a case of willful fraud.

BRUSSELS EXPO's staff or its appointees are within their rights to conduct spot checks at any time and require appliances to be switched off immediately in the event of non-compliance with the regulations issued by BRUSSELS EXPO.

6.17 HOUSEHOLD HEATING APPLIANCES

- Appliances in operation running on fuel (fireplaces, ovens, open fires, heating appliances), and their vents must be hermetically isolated from any nearby flammable materials (floors, walls, partitions, curtains, furniture, stand materials, etc.).

  The installation and set-up of these appliances must be made to occur in such a way that the temperature of the flooring or the partition on which they have been placed never exceeds 90° C.

  This does not apply when the floor or the partition wall is made from non-flammable materials (see regulations specified on the order sheets).

  Only heating appliances that comply with the present regulations are allowed to be effectively lit. Before the event opens, a SECT (designated by BRUSSELS EXPO) – shall come to inspect the heating appliances on site (the expenses for these inspections are specified on the order sheet).

- Appliances running on solid or liquid fuel must be located at least 0.5 m from flammable materials. This rule also applies to connection pipes of a small diameter made of metal or other non-combustible materials and used to supply these appliances.

- Exhibitors must put in place fire screens.

- The use of gas-powered appliances using infrared rays and petrol heaters is prohibited without prior written authorisation from BRUSSELS EXPO and its Health & Safety Officer.

- These appliances may only be filled up by a duly skilled and authorised person, assigned by the exhibitor who must make sure any members of the public are kept at a safe distance. If, for any which reason, it is impossible to keep the public at a safe distance, the exhibitor is not permitted to fill the heating appliance.

- To prevent leaks, each appliance running on liquid fuel must be placed in a watertight tank. This tank is to be filled with sand and have a capacity of 120% of the volume of the fuel tank.

- The storage of firewood is prohibited except for small amounts (max. ½ stere/appliance), to be stored exclusively outside of the exhibition halls and outside of the hatched zones on the plan available to be consulted on BRUSSELS EXPO's website.

- The exhibitor, or his representative, is to make sure that access to the water take-off points that are reserved for the fire crews (indicated by a red letter 'H' against a white background and by a red panel painted on the floor) is kept unobstructed at all times.

  In case of breach of the above regulations, the PEB services shall remove all firewood stocks stored in excess or stored incorrectly after first issuing a caution. Exhibitors have no recourse against any such steps.

- In no event may the ashes (even cold) be dumped in the BRUSSELS EXPO waste containers. Exhibitors are to ensure ashes are removed by making their own arrangements, (where appropriate) use the container the Organising Committee has provided for this purpose or call on the services of the private operator in charge of waste removal.

- Exhibitors are to ensure the proper extraction of exhaust and flue gases while appliances are in operation (regardless of the type of fuel used).

- Also see § 6.16 Vents

BRUSSELS EXPO's staff or its appointees are within their rights to conduct spot checks at any time and require appliances to be switched off immediately in the event of non-compliance with the regulations issued by BRUSSELS EXPO.

6.18 INDUSTRIAL BURNERS

- Heaters and heating plants that are exhibited while in operation must be installed on a non-flammable base and must be located at least 2 metres away from any flammable materials. The burner must be designed so that fuel cannot accumulate inside further to a breakdown or malfunction in the appliance

- The fuel tank must be installed outside the exhibition hall, in a metal tank filled with sand, with a capacity of 120% of the volume of the fuel tank. The tank is to be located in a fenced-off area that is not accessible to the public, be made of non- flammable materials and be located more than 3 metres from the exhibition hall.

- The fixed pipes between the burners and supply tanks must be maintained in perfect condition.

- The exhaust pipes must be securely fixed into place and isolated from any flammable materials. The exhaust and flue gases must be evacuated directly outside of the exhibition hall.

- Also see § 6.16 Vents.

6.19 OXYACETYLENE TORCHES

- Demonstrations of oxyacetylene cutting torches must meet the following conditions: fire permit! See 6.12 and 6.15

  - Gas cylinders must be placed outside of the exhibition hall, in an enclosed space that is inaccessible to the public and adequately ventilated.

    Cylinders must be protected against being knocked over. Oxygen and acetylene cylinders must be stored separately.
  - The fixed pipes connecting the cylinder to the torch may not exceed 10 metres in length and must be protected from any mechanical loads.
  - No flammable materials may be placed within 2 metres of the torch demonstration area.

- Also see § 6.16 Vents

6.20 PROJECTION OF FILMS- FITTING OUT OF HALLS/GALLERIES - MEETINGS AND CONCERTS

- Permitted only with the approval of the Event Organisers, of the SECT and of **BRUSSELS EXPO**.

- Without prejudice to the special requirements that may be imposed by local Police Regulations, by the competent local fire service, other statutory provisions, or by **BRUSSELS EXPO**, the health & safety and hygiene measures specified under art. 635 et seq. of the RGPT (*General Rules and Regulations for the Protection of Labour*) shall apply.

- When films are scheduled to be shown inside a room or a closed stand, prior authorisation from the local fire service is required.

- When the halls are equipped with rows of seats, these seats must be latched against each other with slats across the entire row. The rows should have no more than 10 seats each if there is only a single passageway and no more than 20 seats when two passageways exist. The tail ends of the seat rows must be secured into the floor.

- The width of the passageway between the rows must be at least 45 cm. The width may be reduced to 40 cm if the seats have been set up and configured like a gallery. In said case, the steps are to be at least 15 cm in height.

- Two emergency exits must be put in place, situated right across from each other and equipped with self-contained emergency lighting.

- The minimum width of the flights of stairs, level platforms, evacuation routes, galleries and doors must be 80 cm.

  The evacuation routes, galleries, doors and slopes must have an effective width that is at least equal, expressed in cm, to the number of viewers that can be expected to have to use these evacuation routes, galleries, doors and slopes to reach the exits.

  The stairs must have an effective width that is at last equal to this number, expressed in cm, multiplied
  - by a factor 1,25 when the viewers are making their way down to the exits or
  - by a factor 2 in the event they are made to walk up a staircase to leave the room.

6.21 TENTS

- Tents must be of A2-grade fabric.
- Decorative materials used inside tents may not be flammable or produce toxic fumes in case of fire. Materials that melt at low temperatures are absolutely prohibited.
- Portable heaters, LPG cylinders, or flammable material or liquids are prohibited inside tents.
- ABC-type powder extinguishers, in proper working order and duly inspected, must be in place inside in the tent, with one extinguisher for every 150 m², in clearly visible and easily accessible locations.
- Exits and emergency exits:

  For every m² of tent floor surface, 1 cm of exit/emergency exit must be provided, situated right across from each other. These exits/emergency exits are to be left unobstructed at all times, must be made to open out, and be clearly marked. In addition, they are to have their own self-contained emergency lighting. All exits/emergency exits must have a minimum width of 80 cm.
- Electricity is the only source of lighting allowed inside the tents. Moreover, the system is to be equipped with self-contained emergency lighting sufficient to allow for safe evacuation. Emergency lighting must come on immediately after a power cut and remain on for at least 30 minutes.
- A clearance of at least five metres, without any obstacles, including the tent guy wires and their attachment points, must be maintained around the tent to allow easy access for emergency response vehicles.
- Also see § 6.5 and § 6.6.

6.22 EVENING DANCES

- The Event Organisers are to apply for authorisation from **BRUSSELS EXPO** to stage evening dances.
- Evening dances held on **BRUSSELS EXPO** premises, outdoor grounds or car parks are governed by local Police Regulations.

6.23 GO-KARTING/MOTOCROSS - CAR RACING

- Fuelling must be carried out outside the exhibition hall. The necessary precautions must be taken to prevent environmental pollution during fuelling.

- The fuelling stations must be equipped with a mobile 50-kg powder extinguisher and two portable 9 to 12-kg ABC-type extinguishers. The paddock must have a 9-kg extinguisher for every ten seats. Extinguishers must be visible and accessible

- The race course may not be marked out using easily flammable materials such as straw or hay.

6.24 PROTECTION AGAINST FIRE SURVEILLANCE

- During construction, the event itself and subsequent dismantling operations, the exhibition halls shall be constantly and actively monitored so that any fires are detected and the alarm raised immediately. Fires must be fought using all available means until the fire service arrives.

  The fire service must be notified immediately **through the central control room** (emergency n° + 32 2 474 82 21), even if the fire can be extinguished with the resources available on-site.

- Staff members present (security guards, technicians, etc.) must be duly informed of the dangers involved in a fire and of the measures to be put in place, including:
  - Due awareness of the safety plans indicating exits and emergency exits, extinguishers, telephones, etc.;
  - Knowledge of the procedures to be observed in case of fire;
  - Adequate training in the use of extinguishers;
  - Sounding the alarm in case of fire;
  - How to stage an evacuation, if necessary;

7. USEFUL ADDRESSES AND TELEPHONE NUMBERS

Emergency number + 32 (0) 2 474 82 21

Body	Address	Contact	Telephone	Fax
BRUSSELS EXPO	Place de Belgique		+ 32 (0) 2 474 82 77	+ 32 (0) 2 474.83.90
EMERGENCY SERVICES				
➢ Security duty station / central control room			+ 32 (0) 2 474 82 71	+ 32 (0) 2 474 83 88
➢ Rescue Team			+ 32 (0) 2 474 82 32	
➢ Ambulance			112	
➢ SIAMU *(Fire Brigade and Emergency Medical Service of Brussels Capital-Region)*	Avenue de l'Héliport 11 1000 Brussels	Department head	112 ou + 32 (0) 2 208 8111	+ 32 (0) 208.84.40
➢ Poison Control Centre			+ 32 (0) 70 245.245	
POLICE				
➢ 12th Local police division	Avenue H. de Strooper 141 1020 Brussels	Police commissioner Wingelinckx	+ 32 (0)2 279 82 10	
➢ 8th Local police division	Bld. Emile Bockstael 244 1020 Brussels	Police commissioner De Cubber	+ 32 (0)2 279 88 10	
➢ Local police Heysel	Avenue Imp. Charlotte 1020 Brussels	Police inspector Vanderborght Police inspector Van Grembergen	+ 32 (0)2 474 82 30	+ 32 (0) 2 474 82 31
SECT (AIB-Vincotte)		*bruexpo@vincotte.be*		
➢ Health & safety and fire prevention coordination		Peter Ghoos	+ 32 (0)479 79 02 74	+ 32 (0)2 474 71 21
➢ Electricity		Stijn Van Melckebeke	+ 32 (0)475 90 12 34	+ 32 (0)2 474 71 21
➢ Checking rigging and floor level calculations		Louis Van Leeuw	+ 32 (0)476 50 08 90	+ 32 (0)2 474 71 21

8. ANNEXES

ANNEXE I: COMPARATIVE TABLE OF FIRE CLASSES

CLASSIFICATION OF MATERIALS IN CASE OF FIRE

- Based on the results of tests according to the BS-476 (flame spread rate) and NF P92-507 (flammability) standards, the Belgian NBN S21-203 standard ranks materials into 5 classes.

- A0 (non-flammable) and A1 through A4 (flammable with increasing degrees of flammability).
- Classes A1 through A4 more or less match the French (M1-M4) and British (CI1-CI4) classifications. The Netherlands uses a 5-class ranking system (1-5)

BELGIUM Classification according to NBN S21-203	**FRANCE** NF P 92-507	**UK** Testing methods BS 476 P7	**NETHERLANDS** NEN 3883	**GERMANY*** *DIN 4102*
A0 (ISO 1182)	M0 (non-flammable)		0 (NEN 3891)	A
No classification				
A1	M1 (non-flammable)	CI1	1	
A2	M2 (slightly flammable)	CI2	2	B1
A3	M3 (moderately flammable)	CI3	3	B2
A4	M4 (easily flammable)	CI4	4	B3
			5	M1

* An exhaustive comparison cannot be made between Belgian, French, Dutch, British and German standards, given that each of these standards have their own testing methods. The classification of the German standard serves to illustrate this.
It may well be that a material classified as B1 in Germany is equivalent to a material classified as A1 in Belgium or as M1 in France. In this case, it is incumbent on the user to show that this is indeed the case. If so, the user may use the material in question, e.g., for a false ceiling.

ANNEXE II: SITE MAP

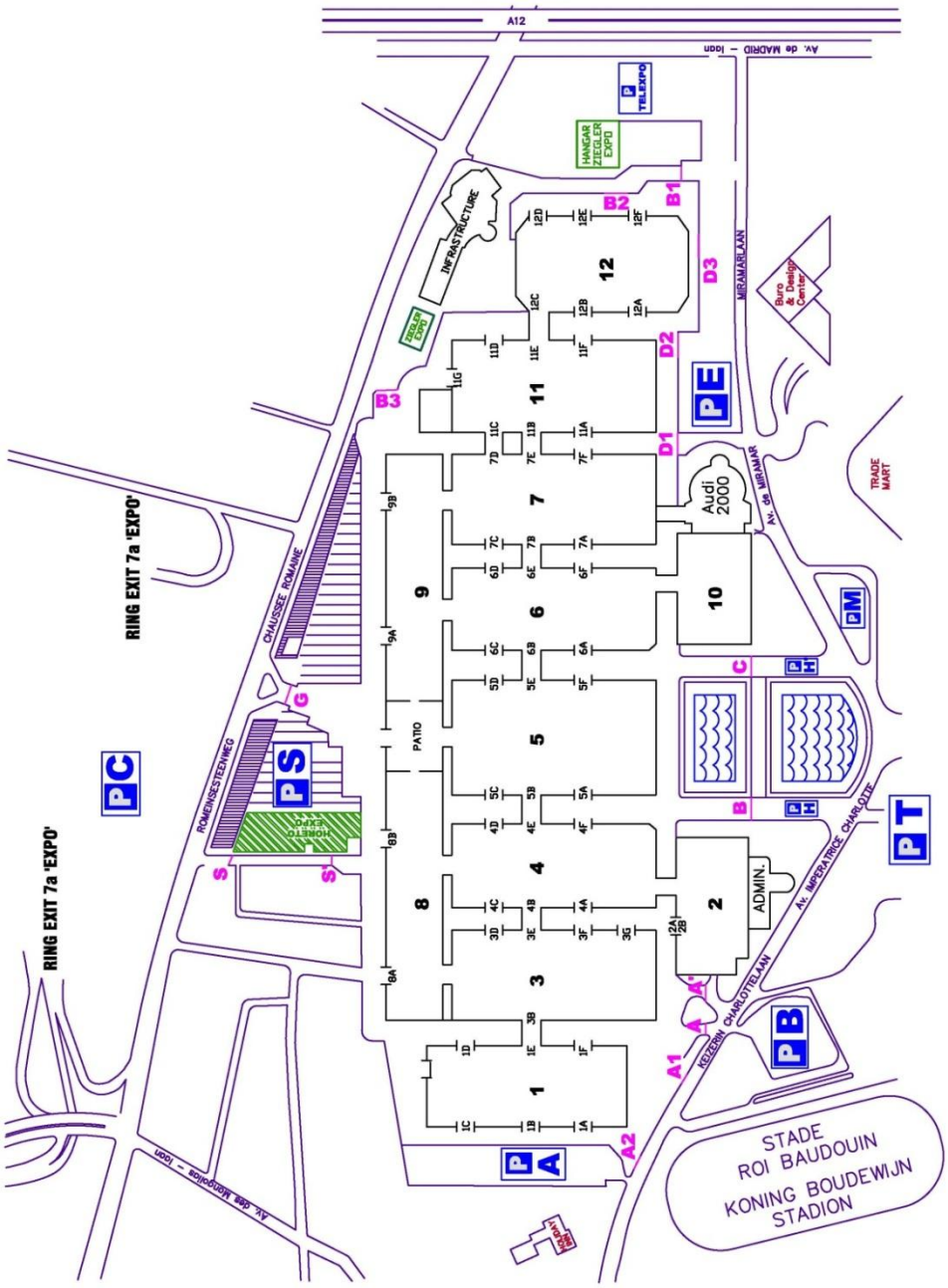

ANNEXE III: FIRE PERMIT APPLICATION

A fire permit is required to be allowed to perform works or demonstrations involving an open flame: such as welding, flame cutting, grinding, ... etc, on the premises of Brussels Exhibition Park.

Work ordered or requested by	Mr: ..... Position / department	**OWN PRECAUTIONS** inherent to the work to be performed or to the place of performance. ....
Outside contractor or department performing the works	Name: ..... Person in charge:	
Work to be performed (3)	Date, time and duration of validity of permit: Start: on .....at..... h End: on .....**at**..... h Location: .... Work to be performed: .... Type of materials used:	
Persons tasked to perform the work and ensure health & safety relating to the work	Contractor's person in charge: Mr: ..... Operator Mr: ..... Permanent attendant (fire team) Mr:	**Nearby available resources**: *NOTIFY* *your foreman on mobile n°:* ..... First intervention ....
Signatures	Contractor's person in charge / Date / Signature Contractor's operator Contractor's Health & Safety officer	

DOCUMENT TO BE RETURNED TO → Mr Peter Ghoos – Safety & Security Manager
tel. +32 (0)479 79 02 74 / fax: +32 (0)2 474 71 21 / *bruexpo@vincotte.be*

1 Applications for fire permits are to be drawn up **ahead of time** by the **contractor's person in charge**, for each work or each work station involved. The application is to be co-signed by the operator set to perform the work.

2 Without a valid fire permit, starting the works is emphatically prohibited.

3 Applications are to be sent in to:

M. Peter Ghoos – Safety & Security manager
tel. +32 (0)479 79 02 74 fax: + 32 (0)2 474 71 21 *bruexpo@vincotte.be*

4 After analysing the application, the BRUSSELS EXPO Safety & Security manager shall move to draw up the fire permit. Which is why it is paramount that the application includes the following information:

- Description of the works to be performed and the materials to be used (welding, grinding, flame cutting,…)
- A sketch plan detailing the location and a description of the local conditions (members of the public present? confined space? exhaust extraction in place?,…..) of the works to be performed.

5 On-site, the **contractor's person in charge** is to scrupulously ensure due compliance with the "measures set out in and imposed by the fire permit". If a spot check should find these measures not being duly implemented, BRUSSELS EXPO shall order the works to be shut down with immediate effect.

6 Duration of validity: for the duration of the works, with a maximum of **twenty-four hours** after which the fire permit is to be renewed;

7 A copy of the fire permit drawn up shall be handed to the **event's Health & Safety officer** at his next on-site visit, who shall check, approve (initial) and archive-store the copy;

M. Peter Ghoos – Health & Safety Officer - tel. +32 (0) 479 79 02 74 or pghoos@vincotte.be

Sketch plan

ANNEXE IV: SPECIMEN OF MSDS FACT SHEET

Conforme au règlement (CE) n° 1907/2006 (REACH), Annexe II - France

FICHE DE DONNÉES DE SÉCURITÉ

JOTUN

Acetone

1. Identification de la préparation et de la société

Nom et/ou code produit : Acetone

Étiquette No. : 819

Fournisseur/Fabricant : Jotun France S.A.
22/24 Rue Du President Wilson Bat. A
92300 Levallois Perret

Tel: +33 1 45 19 38 80 (mar.)
Tel: +33 1 45 19 38 81 (prot)
Tel: +33 1 45 19 38 82 (deco)
Tel: +33 1 45 19 38 84 (fin.)
Fax: +33 1 45 19 38 94
SDSJotun@jotun.no

Numéro de téléphone d'appel d'urgence : SHE Dept. Jotun AS, Norway
+47 33 45 70 00

Utilisation du produit : Revêtements divers: Solvant.

2. Identification des dangers

Le produit est classé dangereux selon la directive 1999/45/CE et ses amendements.

Facilement inflammable.
Irritant pour les yeux. L'exposition répétée peut provoquer dessèchement ou gerçures de la peau. L'inhalation de vapeurs peut provoquer somnolence et vertiges.

Facilement inflammable

Irritant

3. Composition/informations sur les composants

Substances présentant un danger pour la santé ou pour l'environnement au regard de la directive sur les substances dangereuses 67/548/EEC

Nom chimique*	Notes	Numéro CAS	Numéro CE	% en poids	Classification
acétone **Voir section 16 pour le texte intégral des phrases R mentionnées ci-dessus**	6	67-64-1	200-662-2	50 - 100	F; R11 Xi; R36 R66, R67

Les limites d'exposition professionnelle, quand elles sont disponibles, sont énumérées à la section 8.

4. Premiers secours

Premiers secours

Généralités : En cas de doute, ou si les symptômes persistent, consulter un médecin. Ne rien faire ingérer à une personne inconsciente. En cas de perte de conscience, placer la personne en position latérale de sécurité et consulter un médecin.

Inhalation : Emmener à l'air frais. Garder la personne au chaud et au repos. S'il ne respire pas, en cas de respiration irrégulière ou d'arrêt respiratoire, que le personnel qualifié pratique la respiration artificielle ou administre de l'oxygène.

Contact avec la peau : Retirer les vêtements et les chaussures contaminés. Laver soigneusement la peau au savon et à l'eau ou utiliser un nettoyant cutané reconnu. Ne pas utiliser de solvants ni de diluants.

Contact avec les yeux : Vérifier si la victime porte des verres de contact et dans ce cas, les lui enlever. Rincer immédiatement et abondamment les yeux à l'eau courante pendant au moins 15 minutes en gardant les paupières ouvertes.

ANNEXE V: COMMERCIAL AND INDUSTRIAL CONNECTIONS ELECTRICITY

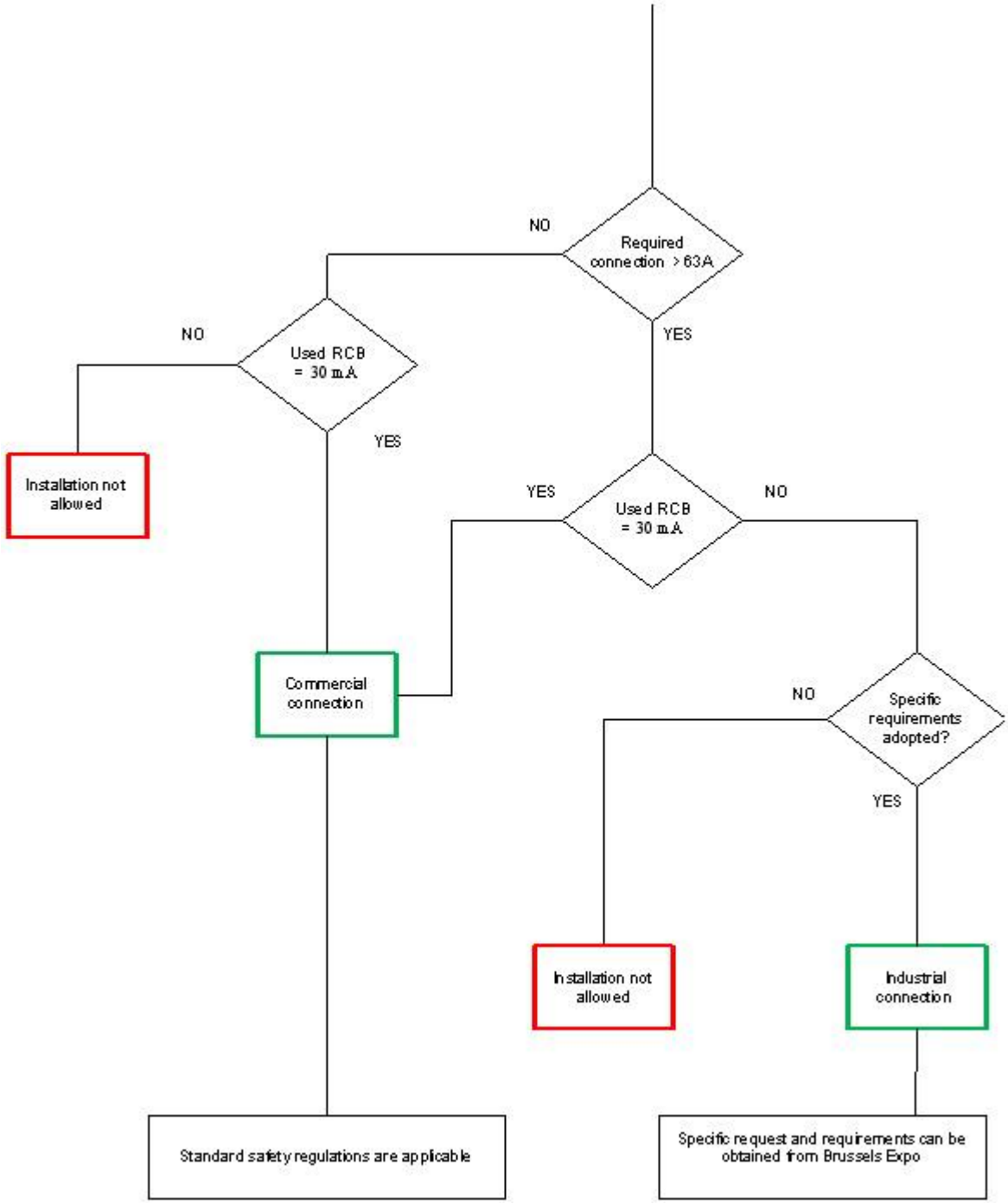

Approval conditions for use of industrial connections at BRUSSELS EXPO

The installation makes use of frequency controls which will cause unwanted cut-outs if a 100mA differential circuit-breaker is used.

The installation makes use of DC controls which will cause unwanted cut-outs if a 100mA differential circuit-breaker is used

The installation is made in such a way that fault currents greater than 100 mA are a normal situation and cannot be avoided.

Installations with defects, insufficient maintenance or other abnormal circumstances are not allowed under these conditions.

The stand holder shall give BRUSSELS EXPO a brief explanation as to why industrial connections are necessary for his installations.

The installation has a declaration of conformity issued under the Machinery Directive.

Approval conditions for use of industrial connections at BRUSSELS EXPO

Situation BB1: the skin of the persons present must be completely dry or damp with sweat. This is not allowed to happen outside or in an environment where water vapour or damp areas such as swimming pools are present.

The network type of the local connection must be TNC-S, TNS or TT with a solid-earthed neutral point and maximum voltage of 400 V.

The differential circuit-breaker of 500mA, 100ms that needs to be provided must be located on an electrical distribution panel with a class II housing.

The machinery or equipment must be screened off as much as possible to prevent the public touching it. It is up to the stand holder to decide how to achieve this.

Comments in connection with industrial connections on the BRUSSELS EXPO site.

It is possible that the general cut-out fuse on the distribution panels of BRUSSELS EXPO reacts faster than the differential circuit-breaker since the selectivity of the cut-out cannot be guaranteed due to the unknown length. It is advisable to keep a technician from the maintenance department of BRUSSELS EXPO on stand-by for this type of installation, since the stand holder does not have access to the electrical distribution panels of BRUSSELS EXPO.

Within the range of differential circuit-breakers, there are various types (A,B) each with their specific characteristics with regard to authorised harmonic and direct currents. Since the stand holder has to provide his own differential circuit-breaker, he is responsible for the choice of differential circuit-breaker.

BRUSSELS EXPO shall supply, for industrial connections, a non-finished cable, connected to a general cut-out fuse in a distribution panel of BRUSSELS EXPO.

BRUSSELS EXPO points out that industrial electrical connections may be inspected by an approved body during the event. This will be done with the necessary discretion, but infringements of these rules will always be considered a breach of the general terms and conditions of BRUSSELS EXPO.

Moving parts of machines or equipment must be protected against the public touching them. The stand holder is bound to take the necessary precautions, but is free to do this as he thinks fit.